

Cheetah Plus HC 66M

360-380 Watt


MONO PERC HALF CELL MODULE

Positive power tolerance of 0~+3%

- Half Cell
- Mono PERC 66 Cell



PERC



KEY FEATURES



5 Busbar Solar Cell

5 busbar solar cell adopts new technology to improve the efficiency of modules, offers a better aesthetic appearance, making it perfect for rooftop installation.



High Efficiency

Higher module conversion efficiency (up to 20.77%) benefit from half cell structure (low resistance characteristic).



PID Resistance

Excellent Anti-PID performance guarantee limited power degradation for mass production.



Low-light Performance

Advanced glass and cell surface textured design ensure excellent performance in low-light environment.



Severe Weather Resilience

Certified to withstand: wind load (2400 Pascal) and snow load (5400 Pascal).



Durability Against Extreme Environmental Conditions

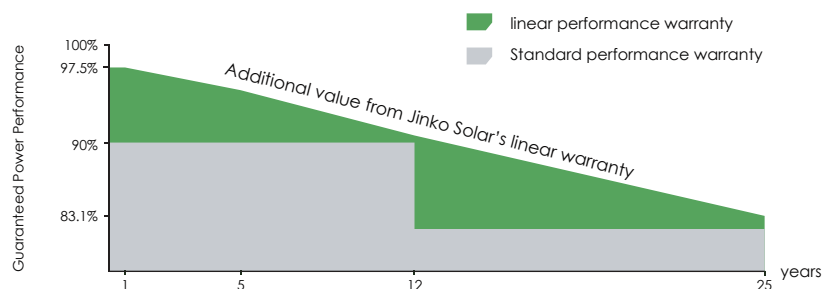
High salt mist and ammonia resistance certified by TUV NORD.

LINEAR PERFORMANCE WARRANTY

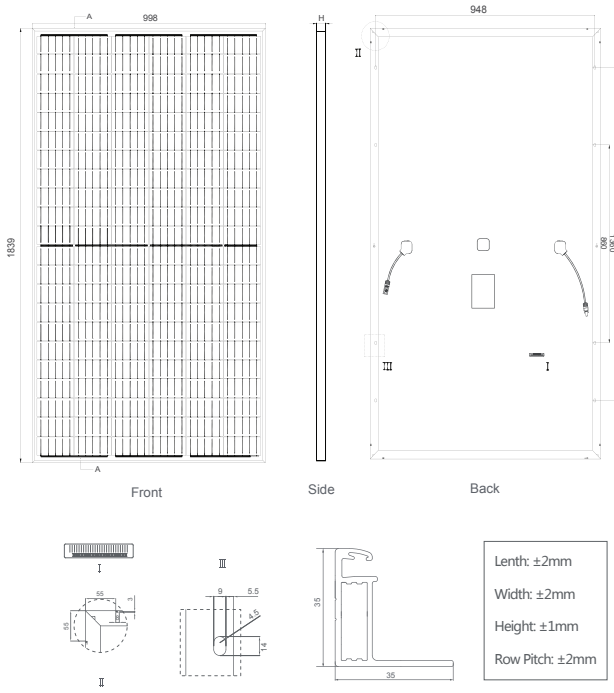
12 Year Product Warranty • 25 Year Linear Power Warranty



- ISO9001:2015, ISO14001:2015, OHSAS18001 certified factory
- IEC61215, IEC61730, UL1703 certified product



Engineering Drawings



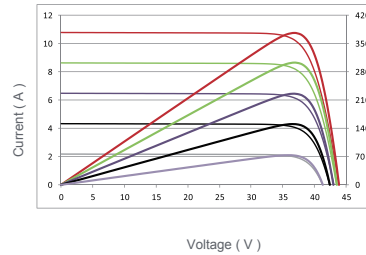
Packaging Configuration

(Two pallets = One stack)

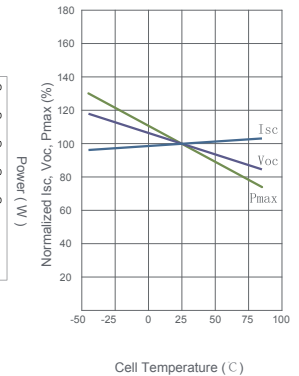
31pcs/pallet, 62pcs/stack, 744pcs/40' HQ Container

Electrical Performance & Temperature Dependence

Current-Voltage & Power-Voltage Curves (375W)



Temperature Dependence of Isc, Voc, Pmax



Mechanical Characteristics

Cell Type	Mono PERC 158.75×158.75mm
No. of Half-cells	132 (6×22)
Dimensions	1839×998×35mm (72.40×39.29×1.38 inch)
Weight	20.7 kg (45.6 lbs)
Front Glass	3.2mm, Anti-Reflection Coating, High Transmission, Low Iron, Tempered Glass
Frame	Anodized Aluminium Alloy
Junction Box	IP67 Rated
Output Cables	TÜV 1x4.0mm ² , (+) 290mm, (-) 145mm or Customized Length

SPECIFICATIONS

Module Type	JKM360M-66H		JKM365M-66H		JKM370M-66H		JKM375M-66H		JKM380M-66H	
	STC	NOCT	STC	NOCT	STC	NOCT	STC	NOCT	STC	NOCT
Maximum Power (Pmax)	360Wp	268Wp	365Wp	272Wp	370Wp	275Wp	375Wp	279Wp	380Wp	283Wp
Maximum Power Voltage (Vmp)	37.04V	33.90V	37.17V	34.03V	37.30V	34.20V	37.43V	34.32V	37.55V	34.48V
Maximum Power Current (Imp)	9.72A	7.90A	9.82A	7.98A	9.92A	8.05A	10.02A	8.13A	10.12A	8.20A
Open-circuit Voltage (Voc)	43.54V	41.01V	43.64V	41.10V	43.74V	41.20V	43.84V	41.29V	43.94V	41.39V
Short-circuit Current (Isc)	10.45A	8.44A	10.55A	8.52A	10.65A	8.60A	10.75A	8.68A	10.85A	8.76A
Module Efficiency STC (%)	19.67%		19.95%		20.22%		20.49%		20.77%	
Operating Temperature (°C)	-40°C~+85°C									
Maximum System Voltage	1000VDC (IEC)									
Maximum Series Fuse Rating	20A									
Power Tolerance	0~+3%									
Temperature Coefficients of Pmax	-0.35%/°C									
Temperature Coefficients of Voc	-0.29%/°C									
Temperature Coefficients of Isc	0.048%/°C									
Nominal Operating Cell Temperature (NOCT)	45±2°C									

STC: Irradiance 1000W/m²

Cell Temperature 25°C

AM=1.5

NOCT: Irradiance 800W/m²

Ambient Temperature 20°C

AM=1.5

Wind Speed 1m/s

* Power measurement tolerance: ± 3%